



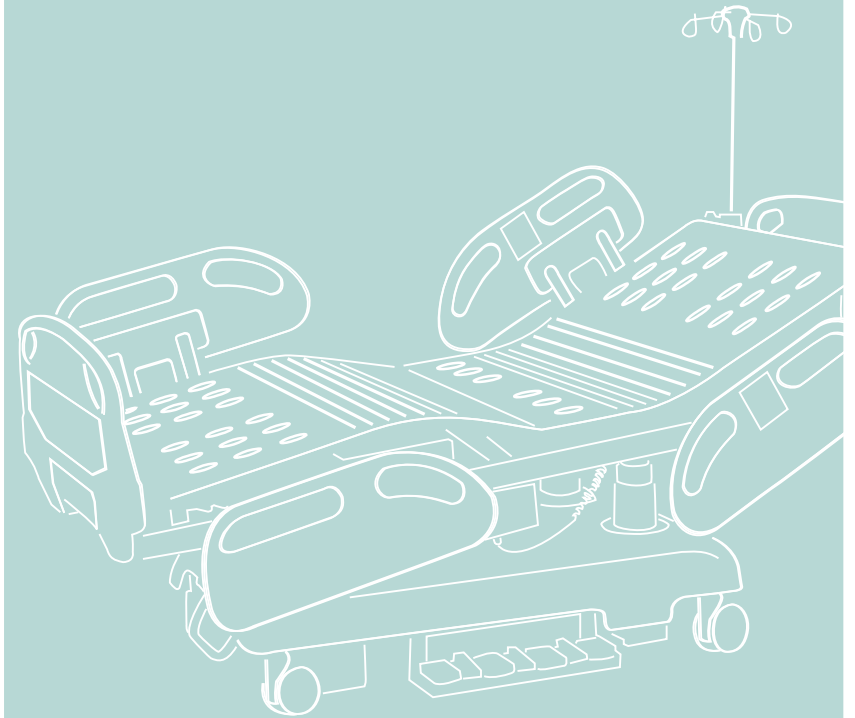
HONG KONG
11/F Capital Ctr, 151 Gluster Rd,
Wanchai, Hong Kong.

USA
6394 NW 84th Ave
Miami, FL 33166, USA.

www.transcohealth.com
+1 (305) 987-4212

TRANSCO
HEALTH

Hospital Beds

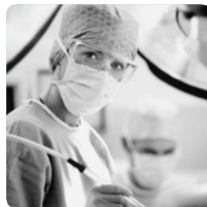


TRANSCO
HEALTH



About Us

Transco Health is a leading manufacturer of high quality medical supplies for the health care sector. Transco Health brand products are distributed around the globe to major hospitals, pharmacies, and clinics. We support enhancements of our products to ensure that the most recent advances in technology will help us keep the human factor our main concern. Our mission is to manufacture and provide the best possible and highly competitive products that follow the strictest tests for quality control. Our manufacturing processes are based on standard industry regulations and are approved by the FDA in America as well as the CE in Europe. We offer our clients a 100% satisfaction guarantee, assuring the highest safety and reliability for all of our products.



TRANSCO
HEALTH

CONTENTS MEDICAL EQUIPMENT

01-11

Electric Hospital Bed



12-23

Manual Hospital Bed



24-25

Home Care Bed




26-30

Stretchers



31-32

Orthopedics Bed



33-34

Other Manual Hospital Bed



35-37

Medical Carts



38-43

Accessories



USM06-B09P



Features:

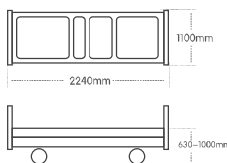
- 1) Instant CPR release
- 2) Bed High-Low, Head (Back Rest) Articulation, Knee(Foot Rest)Articulation
- 3) Auto Contour (Head &Knee together moving function)
- 4) Trendelenburg and Reserve Trendelenburg with controls on both sides and hand set
- 5) Battery Back-up, Mobile-5" Casters adopt central control system, which is stable and reliable
- 6) Three control mode: Attendant control panel at both side rail, hand set with Caregiver articulation lockout controls and foot switch
- 7) 4-Position IV pole mounts
- 8) Head board and foot board with push handles
- 9) Zero Transfer Gap Retracting Side rails for easy patient transfer
- 10) One button control forTrendelenburgEmergency servicesBe free from the bedSeat form
- 11) CE,ISO13485:2003

Dimensions:

- 1) Size: L2240 × W1100 × H630-1000mm
- 2) Angle of back section: 0 ~ 60° (± 5°)
- 3) Angle of leg section: 0 ~ 40° (± 5°)
- 4) Angle of Trendelenburg and reserve Trendelenburg: 0 ~ 13° (± 2°)
- 5) Adjustable height: 630-1000mm
- 6) Angle of tilts to right or left section: 0 ~ 13° (± 2°)

Accessories:

- 1) I.V.pole
- 2) Wheels
- 3) Automatic lifting railing



USM06-B08P

Five Function Electric hospital bed with ACP



Features:

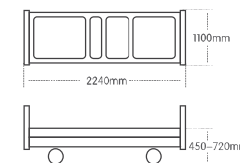
- 1) Cold steel plate wholly molded surface, connected with arc soft join.
- 2) Streamline bed headboard and railing made of PE.
- 3) 4pcs Automatic lifting railing embed design handset, can be fixed upward and downward, provides raises and lowers the upper body, knees, bed-frame height, Trendelenburg and reserve trendelenburg.
- 4) The ACP (Attendant Control Panel) is fitted at end of bed it allows the nursing staff to retain direct control over critical functions.
- 5) 4pcs electro-motor, 1pc control box, 1pc ACP
- 6) Four wheels adopt central control system, which is stable and reliable
- 7) Has been assessed and conforms to the standards of ISO13485:2003, CE

Dimensions:


- 1) Size: L2240 × W1100 × H450-720mm
- 2) Angle of back section: 0 ~ 60° (± 5°)
- 3) Angle of leg section: 0 ~ 40° (± 5°)
- 4) Angle of Trendelenburg and reserve Trendelenburg: 0 ~ 13° (± 2°)
- 5) Adjustable height: 450-720mm

Accessories:

- 1) I.V.pole
- 2) Wheels
- 3) Automatic lifting railing




4pcs Automatic lifting railing embed design handset, can be fixed upward and downward, provides raises and lowers the upper body, knees, bed-frame height, trendelenburg and reserve Trendelenburg.



Two Sections I.V. Pole (Four Hooks)
Frame: Stainless steel



Bed head and foot board
Frame: PE Molding
Movable head and foot boards with Lock-Switch, the board can be detached easily and quickly.



Accessories (option)
Mattress
Inside: high dense sponge, coco & palm fibre
Surface: waterproof & wearable cloth (fireproof as optional)



The ACP (Attendant Control Panel) is fitted at end of bed it allows the nursing staff to retain direct control over critical functions.



Accessories (option)
Bedside table
Made by Stainless steel. Movable, can adjust the position low or high

USM06-B07P

Semi-Electric Hospital Bed



Features:

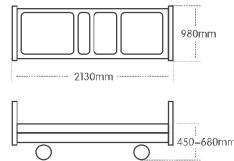
- 1) Three functions of the Semi-electric hospital bed, including head and foot positioning and bed height.
- 2) This semi-electric hospital bed combines electric motor and the manual. Pendant control and Manual crank for this bed provides raises and lowers the upper body, knees, bed-frame height separately.
- 3) Cold steel plate wholly molded surface. Integrated stamping frame and treated with electrostatic spraying, anti-aging and anti-rust.
- 4) ABS bed head, 6 aluminum bars fence can go up and down.
- 5) 3pcs electro-motor, 1pcs control box, one set of handset and crank set.
- 6) 5" universal castors (2pcs with brake, 2pcs without brake)
- 7) Max loading: 280Kg
- 8) Battery backup (option)
- 9) Has been assessed and conforms to the standards of ISO13485:2003, CE

Dimensions:

- 1) Size: L2130 x W980 x H450~680mm
- 2) Angle of back section: 0 ~ 80° (± 5°)
- 3) Angle of leg section: 0 ~ 40° (± 5°)
- 4) Adjustable height: 450~680mm

Accessories:

- 1) I.V. pole
- 2) Wheels
- 3) Aluminum alloy protective railing



USM06-B01P

Five Function Electric hospital bed



Features:

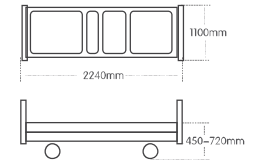
- 1) Cold steel plate whole molding aperture clashing bed panel.
- 2) Integrated stamping frame and treated with electrostatic spraying, anti-aging and anti-rust
- 3) Streamline headboard and banister of PE.
- 4) 4pcs electro-motor, 1pc control box
- 5) One set of handset
- 6) Four truckles adopt central control system, which is stable and reliable
- 7) Max Loading: 280 Kg
- 8) Battery backup
- 9) Has been assessed and conforms to the standards of ISO13485:2003, CE

Dimensions:

- 1) Size: L2240 x W1100 x H450~720mm
- 2) Angle of back section: 0 ~ 60° (± 5°)
- 3) Angle of leg section: 0 ~ 40° (± 5°)
- 4) Angle of Trendelenburg and reserve Trendelenburg: 0 ~ 13° (± 2°)
- 5) Adjustable height: 450~720mm

Accessories:

- 1) I.V. pole
- 2) Wheels
- 3) Automatic lifting railing



This semi-electric hospital bed combines electric motor and the manual. Pendant control and Manual crank for this bed provides raises and lowers the upper body, knees, bed-frame height separately.



Collapsible side rail
6 aluminum bars fence with lock-switch can be collapsed easily and quickly



Two Sections I.V. Pole (Four Hooks)
Frame: Stainless steel

5" universal castors (2pcs with brake, 2pcs without brake)



Accessories (option)

Mattress
Inside: high dense sponge, coco & palm fibre
Surface: waterproof & wearable cloth (fireproof as optional)



Accessories (option)

Telescopic Dining Table
The feature can shorten the length of table while not in use to provide against possible harms of protrusion



4pcs electro-motor, 1pc control box, one set of handset, Battery back up

Can change the plug and voltage of the motor as inquiry



Bed head and foot board
Frame: PE Molding
Movable head and foot boards with Lock-Switch, the board can be detached easily and quickly.



Automatic lifting guardrail
Frame: PE molding, safe and reliable, and can be fixed upward and downward



Two Sections I.V. Pole (Four Hooks)
Frame: Stainless steel

Twin-wheel Lockable Castors Central Brake System



Accessories (option)

Mattress
Inside: high dense sponge, coco & palm fibre
Surface: waterproof & wearable cloth (fireproof as optional)



Accessories (option)

Bedside table
Made by Stainless steel .Movable, can adjust the position low or high

USM06-B01A

Five Function Electric hospital bed



Features:

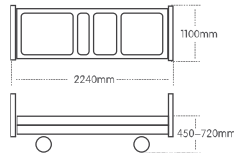
- 1) Cold steel plate wholly molded surface, connected with arc soft join.
- 2) Streamline bed headboard and banister made of PE.
- 3) 4pcs electro-motor, 1pc control box, 1pc handset
- 4) Automatic lifting railing, safe and reliable, and can be fixed upward and downward
- 5) One set of handset
- 6) Four wheels, two with brake, two without brake.
- 7) Battery backup
- 8) Has been assessed and conforms to the standards of ISO13485:2003, CE

Dimensions:

- 1) Size: L2240 × W1100 × H450-720mm
- 2) Angle of back section: 0 ~ 80° (± 5°)
- 3) Angle of leg section: 0 ~ 40° (± 5°)
- 4) Angle of Trendelenburg and reserve Trendelenburg: 0 ~ 13° (± 2°)
- 5) Adjustable height: 450-720mm

Accessories:

- 1) I.V. pole
- 2) Wheels
- 3) Automatic lifting railing



USM06-B06P

Five Function Electric Hospital Bed



Features:

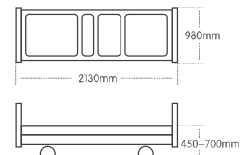
- 1) Cold steel plate wholly molded surface.
- 2) Integrated stamping frame and treated with electrostatic spraying, anti-aging and anti-rust
- 3) ABS bed head, 6 aluminum bars fence can go up and down.
- 4) 4pcs electro-motor, 1pc control box,
- 5) One set of handset
- 6) 5" universal castors (2pcs with brake, 2pcs without brake)
- 7) Max Loading: 280 Kg
- 8) Battery backup
- 9) Has been assessed and conforms to the standards of ISO13485: 2003, CE

Dimensions:

- 1) Size: L2130 × W980 × H450-700mm
- 2) Angle of back section: 0 ~ 80° (± 5°)
- 3) Angle of leg section: 0 ~ 40° (± 5°)
- 4) Angle of Trendelenburg and reserve Trendelenburg: 0 ~ 13° (± 2°)
- 5) Adjustable height: 450-720mm

Accessories:

- 1) I.V. pole
- 2) Wheels
- 3) Aluminum alloy protective railing



4pcs electro-motor, 1pc control box, one set of handset, Battery back up

Can change the plug and voltage of the motor as inquiry




Two Sections I.V. Pole (Four Hooks)
Frame: Stainless steel

5" universal castors (2pcs with brake, 2pcs without brake)



Bed head and foot board
Frame: PE Molding
Movable head and foot boards with Lock-Switch, the board can be detached easily and quickly.



Accessories (option)

Mattress
Inside: high dense sponge, coco & palm fibre
Surface: waterproof & wearable cloth (fireproof as optional)



Automatic lifting guardrail
Frame: PE molding, safe and reliable, and can be fixed upward and downward




Accessories (option)

Bedside table
Made by Stainless steel. Movable, can adjust the position low or high



4pcs electro-motor, 1pc control box, one set of handset, Battery back up

Can change the plug and voltage of the motor as inquiry



Two Sections I.V. Pole (Four Hooks)
Frame: Stainless steel

5" universal castors (2pcs with brake, 2pcs without brake)



Bed head and foot board
Frame: ABS Molding
Movable head and foot boards with Lock-Switch, the board can be detached easily and quickly.



Accessories (option)

Mattress
Inside: high dense sponge, coco & palm fibre
Surface: waterproof & wearable cloth (fireproof as optional)



Collapsible side rail
6 aluminum bars fence with Lock-Switch can be collapsed easily and quickly



Accessories (option)

Telescopic Dining Table
The feature can shorten the length of table while not in use to provide against possible harms of protrusion

USM06-B03P

Three Function Electric hospital bed

Features:

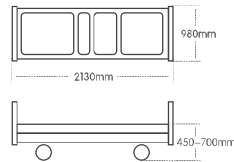
- 1) Cold steel plate wholly molded surface.
- 2) Integrated stamping frame and treated with electrostatic spraying, anti-aging and anti-rust
- 3) ABS bed head, 6 aluminum bars fence can go up and down.
- 4) 3pcs electro-motor, 1pc control box,
- 5) One set of handset
- 6) Four truckles adopt central control system, which is stable and reliable
- 7) Max Loading: 280 Kg
- 8) Battery backup
- 9) Has been assessed and conforms to the standards of ISO13485:2003, CE

Dimensions:

- 1) Size: L2130 × W980 × H450~700mm
- 2) Angle of back section: 0 ~ 80° (± 5°)
- 3) Angle of leg section: 0 ~ 40° (± 5°)
- 4) Adjustable height: 450~700mm

Accessories:

- 1) I.V.pole
- 2) Wheels
- 3) Aluminum alloy protective railing



USM06-B02P

Three Function Electric Hospital Bed

Features:

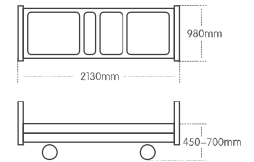
- 1) Cold steel plate wholly molded surface.
- 2) Integrated stamping frame and treated with electrostatic spraying, anti-aging and anti-rust
- 3) ABS bed head, 6 aluminum bars fence can go up and down.
- 4) 3pcs electro-motor, 1pc control box,
- 5) One set of handset
- 6) 5" universal castors (2pcs with brake, 2pcs without brake)
- 7) Max Loading: 280 Kg
- 8) Battery backup
- 9) Has been assessed and conforms to the standards of ISO13485: 2003, CE

Dimensions:

- 1) Size: L2130 × W980 × H450~700mm
- 2) Angle of back section: 0 ~ 80° (± 5°)
- 3) Angle of leg section: 0 ~ 40° (± 5°)
- 4) Adjustable height: 450~700mm

Accessories:

- 1) I.V.pole
- 2) Wheels
- 3) Aluminum alloy protective railing



3pcs electro-motor, 1pc control box, one set of handset, Battery back up

Can change the plug and voltage of the motor as inquiry



Bed head and foot board
Frame: ABS Molding
Movable head and foot boards with Lock-Switch, the board can be detached easily and quickly.



Collapsible side rail
6 aluminum bars fence with Lock-Switch can be collapsed easily and quickly



Two Sections I.V. Pole (Four Hooks)
Frame: Stainless steel

Twin-wheel Lockable Castors Central Brake System



Accessories (option)

Mattress
Inside: high dense sponge, coco & palm fibre
Surface: waterproof & wearable cloth (fireproof as optional)



Accessories (option)

Telescopic Dining Table
The feature can shorten the length of table while not in use to provide against possible harms of protrusion



3pcs electro-motor, 1pc control box, one set of handset, Battery back up

Can change the plug and voltage of the motor as inquiry



Bed head and foot board
Frame: ABS Molding
Movable head and foot boards with Lock-Switch, the board can be detached easily and quickly.



Collapsible side rail
6 aluminum bars fence with Lock-Switch can be collapsed easily and quickly



Two Sections I.V. Pole (Four Hooks)
Frame: Stainless steel

5" universal castors (2pcs with brake, 2pcs without brake)



Accessories (option)

Mattress
Inside: high dense sponge, coco & palm fibre
Surface: waterproof & wearable cloth (fireproof as optional)



Accessories (option)

Telescopic Dining Table
The feature can shorten the length of table while not in use to provide against possible harms of protrusion

USM06-B03L

Extra Low Three Function Electric bed

Features:

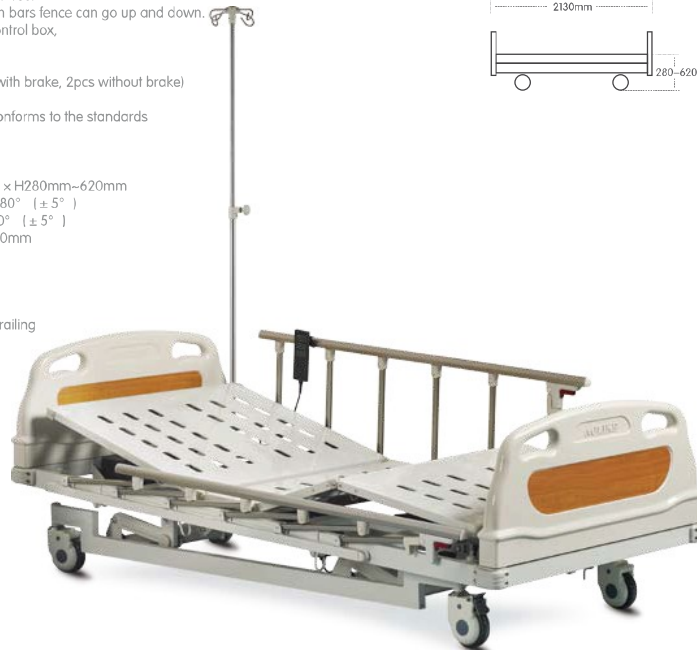
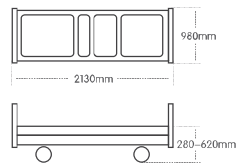
- 1) Cold steel plate wholly molded surface.
- 2) Integrated stamping frame and treated with electrostatic spraying, anti-aging and anti-rust
- 3) ABS bed head, 6 aluminum bars fence can go up and down.
- 4) 3pcs electro-motor, 1pc control box,
- 5) Battery backup
- 6) One set of handset
- 7) 5" universal castors (2pcs with brake, 2pcs without brake)
- 8) Max Loading: 280 Kg
- 9) Has been assessed and conforms to the standards of ISO13485:2003, CE

Dimensions:

- 1) Size: L2130mm x W980mm x H280mm~620mm
- 2) Angle of back section: 0 ~ 80° (± 5°)
- 3) Angle of leg section: 0 ~ 40° (± 5°)
- 4) Adjustable height: 280~620mm

Accessories:

- 1) I.V. pole
- 2) Wheels
- 3) Aluminum alloy protective railing



USM06-B05P

Two Function Electric Hospital Bed

Features:

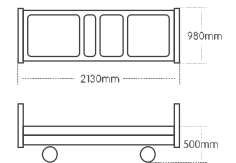
- 1) Cold steel plate wholly molded surface.
- 2) Integrated stamping frame and treated with electrostatic spraying, anti-aging and anti-rust
- 3) ABS bed head, 6 aluminum bars fence can go up and down.
- 4) 2pcs electro-motor, 1pc control box,
- 5) One set of handset
- 6) 5" universal castors (2pcs with brake, 2pcs without brake)
- 7) Max Loading: 280 Kg
- 8) Battery backup
- 9) Has been assessed and conforms to the standards of ISO13485: 2003, CE

Dimensions:

- 1) Size: L2130 x W980 x H500mm
- 2) Angle of back section: 0 ~ 80° (± 5°)
- 3) Angle of leg section: 0 ~ 40° (± 5°)

Accessories:

- 1) I.V. pole
- 2) Wheels
- 3) Aluminum alloy protective railing



3pcs electro-motor, 1pc control box, one set of handset, Battery back up

Can change the plug and voltage of the motor as inquiry



Bed head and foot board
Frame: ABS Molding
Movable head and foot boards with Lock-Switch, the board can be detached easily and quickly.



Collapsible side rail
6 aluminum bars fence with Lock-Switch can be collapsed easily and quickly




Two Sections I.V. Pole (Four Hooks)
Frame: Stainless steel

5" universal castors (2pcs with brake, 2pcs without brake)



Accessories (option)

Mattress
Inside: high dense sponge, coco & palm fibre
Surface: waterproof & wearable cloth (fireproof as optional)



Accessories (option)

Telescopic Dining Table
The feature can shorten the length of table while not in use to provide against possible harms of protrusion



2pcs electro-motor, 1pc control box, one set of handset, Battery back up


Can change the plug and voltage of the motor as inquiry



Bed head and foot board
Frame: ABS Molding
Movable head and foot boards with Lock-Switch, the board can be detached easily and quickly.



Collapsible side rail
6 aluminum bars fence with Lock-Switch can be collapsed easily and quickly



Two Sections I.V. Pole (Four Hooks)
Frame: Stainless steel

5" universal castors (2pcs with brake, 2pcs without brake)



Accessories (option)

Mattress
Inside: high dense sponge, coco & palm fibre
Surface: waterproof & wearable cloth (fireproof as optional)



Accessories (option)

Telescopic Dining Table
The feature can shorten the length of table while not in use to provide against possible harms of protrusion

USM06-B858C

Two Function Folding bed

Features:

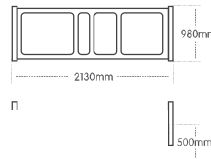
- 1) Cold steel gird plate wholly molded surface and banister made of stainless steel.
- 2) 2pcs electro-motor, 1pc control box, 1pc handset, Battery backup
- 3) 5" universal castors (2pcs with brake, 2pcs without brake)
- 4) This bed adopts easy dismountable design.
- 5) Has been assessed and conforms to the standards of ISO13485:2003, CE

Dimensions:

- 1) Size: L2130 x W980
- 2) Angle of back secti
- 3) Angle of leg sector

Accessories:

- 1) I.V.pole
- 2) Wheels
- 3) Stainless steel. Prol



USM06-A132P

One crank hospital bed



Features:

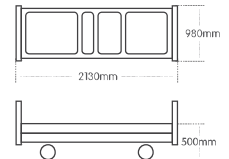
- 1) Single manual crank system
- 2) ABS bed head, 6 aluminum bars fence can go up and down.
- 3) 4pcs soft crashworthy bumpers
- 4) Accessories: 5" universal castors (2pcs with brake, 2pcs without brake), 2pcs urine hooks, 6pcs IV drip holes
- 5) Integrated stamping frame and treated with electrostatic spraying, anti-aging and anti-rust
- 6) Max Loading: 280 Kg
- 7) Has been assessed and conforms to the standards of ISO13485:2003

Dimensions:

- 1) Size: L2130 x W980 x H500mm
- 2) Angle of back section: 0 ~ 80° (± 5°)

Accessories:

- 1) I.V.pole
- 2) Wheels
- 3) Aluminum alloy protective railing
- 4) Oddment hook



2pcs electro-motor, 1pc control box, one set of handset, Battery back up

Can change the plug and voltage of the motor as inquiry



The head and foot board is laminated panels irremovable



Stainless steel side rail
Frame: Stainless steel
Insertion style bedrail is detachable



Two Sections I.V. Pole (Four Hooks)
Frame: Stainless steel

5" universal castors (2pcs with brake, 2pcs without brake)



Accessories (option)

Mattress
Inside: high dense sponge, coco & palm fibre
Surface: waterproof & wearable cloth (fireproof as optional)



Accessories (option)

Telescopic Dining Table
The feature can shorten the length of table while not in use to provide against possible harms of protrusion



Single manual crank system

The crank adopt Hidden design



Bed head and foot board
Frame: ABS Molding
Movable head and foot boards with Lock-Switch, the board can be detached easily and quickly.



Collapsible side rail
6 aluminum bars fence with Lock-Switch can be collapsed easily and quickly



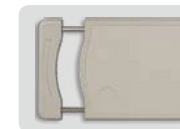
Two Sections I.V. Pole (Four Hooks)
Frame: Stainless steel

5" universal castors (2pcs with brake, 2pcs without brake)



Accessories (option)

Mattress
Inside: high dense sponge, coco & palm fibre
Surface: waterproof & wearable cloth (fireproof as optional)



Accessories (option)

Telescopic Dining Table
The feature can shorten the length of table while not in use to provide against possible harms of protrusion

USM06-A232P

Two crank hospital bed

Features:

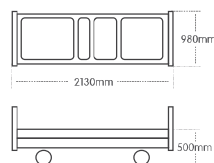
- 1) Double manual crank system
- 2) ABS bed head, 6 aluminum bars fence can go up and down.
- 3) 5" universal castors (2pcs with brake, 2pcs without brake)
- 4) 4pcs soft crashworthy bumpers, 2pcs urine hooks, 6pcs IV drip holes
- 5) Integrated stamping frame and treated with electrostatic spraying, anti-aging and anti-rust
- 6) Max Loading: 280 Kg
- 7) Has been assessed and conforms to the standards of ISO13485:2003

Dimensions:

- 1) Size: L2130 × W980 × H500mm
- 2) Angle of back section: 0 ~ 80° (± 5°)
- 3) Angle of leg section: 0 ~ 40° (± 5°)

Accessories:

- 1) I.V.pole
- 2) Wheels
- 3) Aluminum alloy protective railing
- 4) Oddment hook



USM06-A233P

One lifter two crank hospital bed

Features:

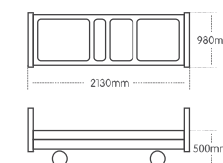
- 1) Double manual crank system.
- 2) ABS bed head board & bed surface, 4 aluminum bars fence and dining table can go up and down.
- 3) 5" universal castors (2pcs with brake, 2pcs without brake).
- 4) 4pcs soft crashworthy bumpers.
- 5) 2pcs urine hooks, 6pcs IV drip holes.
- 6) Have a lifter.
- 7) Has been assessed and conforms to the standards of ISO13485:2003.

Dimensions:

- 1) Size: L2130 × W980 × H500mm
- 2) Angle of back section: 0 ~ 80° (± 5°)
- 3) Angle of leg section: 0 ~ 40° (± 5°)

Accessories:

- 1) I.V.pole
- 2) Wheels
- 3) Aluminum alloy protective railing
- 4) Oddment hook
- 5) Over bed table & a lifter



Double manual crank system
The crank adopt Hidden design



Two Sections I.V. Pole (Four Hooks)
Frame: Stainless steel
5" universal castors (2pcs with brake, 2pcs without brake)



Bed head and foot board
Frame: ABS Molding
Movable head and foot boards with Lock-Switch, the board can be detached easily and quickly.



Accessories (option)
Mattress
Inside: high dense sponge, coco & palm fibre
Surface: waterproof & wearable cloth (fireproof as optional)



Collapsible side rail
6 aluminum bars fence with Lock-Switch can be collapsed easily and quickly



Accessories (option)
Telescopic Dining Table
The feature can shorten the length of table while not in use to provide against possible harms of protrusion



Double manual crank system
The crank adopt Hidden design



Two Sections I.V. Pole (Four Hooks)
Frame: Stainless steel
5" universal castors (2pcs with brake, 2pcs without brake)



Bed head and foot board
Frame: ABS Molding
Movable head and foot boards with Lock-Switch, the board can be detached easily and quickly.



Accessories (option)
Mattress
Inside: high dense sponge, coco & palm fibre
Surface: waterproof & wearable cloth (fireproof as optional)



Collapsible side rail
6 aluminum bars fence with Lock-Switch can be collapsed easily and quickly



Dining table can go up and down

USM06-A236P

Two crank hospital bed

Features:

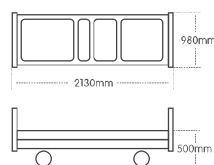
- 1) Double manual crank system
- 2) ABS bed head, Automatic lifting guardrail, safe and reliable, and can be fixed upward and downward
- 3) 5" universal castors (2pcs with brake, 2pcs without brake)
- 4) 4pcs soft crashworthy bumpers, 2pcs urine hooks, 6pcs IV drip holes
- 5) Integrated stamping frame and treated with electrostatic spraying, anti-aging and anti-rust
- 6) Max Loading: 280 Kg
- 7) Has been assessed and conforms to the standards of ISO13485:2003

Dimensions:

- 1) Size: L2130 × W980 × H500mm
- 2) Angle of back section: 0 ~ 80° (± 5°)
- 3) Angle of leg section: 0 ~ 40° (± 5°)

Accessories:

- 1) I.V. pole
- 2) Wheels
- 3) Automatic lifting guardrail
- 4) Oddment hook



USM06-A235B

Two crank hospital bed

Features:

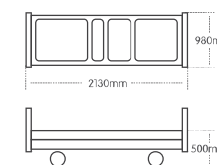
- 1) Double manual crank system
- 2) ABS bed head, 6 aluminum bars fence can go up and down.
- 3) 5" universal castors (2pcs with brake, 2pcs without brake)
- 4) 4pcs soft crashworthy bumpers, 2pcs urine hooks, 6pcs IV drip holes
- 5) The plate is made of stainless steel
- 6) Max Loading: 280 Kg
- 7) Has been assessed and conforms to the standards of ISO13485:2003

Dimensions:

- 1) Size: L2130 × W980 × H500mm
- 2) Angle of back section: 0 ~ 80° (± 5°)
- 3) Angle of leg section: 0 ~ 40° (± 5°)

Accessories:

- 1) I.V. pole
- 2) Wheels
- 3) Aluminum alloy protective railing
- 4) Oddment hook



Double manual crank system
The crank adopt Hidden design



Bed head and foot board
Frame: ABS Molding
Movable head and foot boards with Lock-Switch, the board can be detached easily and quickly.



Automatic lifting guardrail
Frame: PE molding, safe and reliable, and can be fixed upward and downward



Two Sections I.V. Pole (Four Hooks)
Frame: Stainless steel
5" universal castors (2pcs with brake, 2pcs without brake)



Accessories (option)
Mattress
Inside: high dense sponge, coco & palm fibre
Surface: waterproof & wearable cloth (fireproof as optional)



Accessories (option)
Bedside table
Made by Stainless steel. Movable, can adjust the position low or high



Double manual crank system
The crank adopt Hidden design



Bed head and foot board
Frame: ABS Molding
Movable head and foot boards with Lock-Switch, the board can be detached easily and quickly.



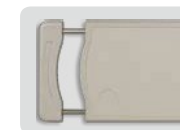
Collapsible side rail
6 aluminum bars fence with Lock-Switch can be collapsed easily and quickly



Two Sections I.V. Pole (Four Hooks)
Frame: Stainless steel
5" universal castors (2pcs with brake, 2pcs without brake)



Accessories (option)
Mattress
Inside: high dense sponge, coco & palm fibre
Surface: waterproof & wearable cloth (fireproof as optional)



Accessories (option)
Telescopic Dining Table
The feature can shorten the length of table while not in use to provide against possible harms of protrusion



USM06-A234P

Two crank hospital bed

Features:

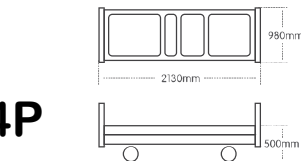
- 1) Double manual crank system
- 2) ABS & stainless steel bed head board, 6 aluminum bars fence can go up and down.
- 3) 5" universal castors (2pcs with brake, 2pcs without brake)
- 4) 4pcs soft crashworthy bumpers, 2pcs urine hooks, 6pcs IV drip holes
- 5) Integrated stamping frame and treated with electrostatic spraying, anti-aging and anti-rust
- 6) Max Loading: 280 Kg
- 7) Has been assessed and conforms to the standards of ISO13485:2003

Dimensions:

- 1) Size: L2130 × W980 × H500mm
- 2) Angle of back section: 0 ~ 80° (± 5°)
- 3) Angle of leg section: 0 ~ 40° (± 5°)

Accessories:

- 1) I.V. pole
- 2) Wheels
- 3) Aluminum alloy protective railing
- 4) Oddment hook



USM06-A328P

Three crank hospital bed



Features:

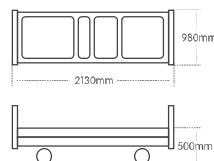

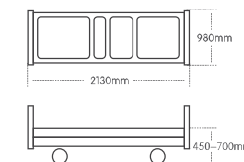
- 1) 3sets manual crank system
- 2) ABS bed head, 6 aluminum bars fence can go up and down.
- 3) 4pcs soft crashworthy bumpers
- 4) accessories: 5" universal castors (2pcs with brake, 2pcs without brake), 2pcs urine hooks, 6pcs IV drip holes
- 5) Integrated stamping frame and treated with electrostatic spraying, anti-aging and anti-rust
- 6) Max Loading: 280 Kg
- 7) Has been assessed and conforms to the standards of ISO13485:2003, CE

Dimensions:

- 1) Size: L2130 × W980 × H450~700mm
- 2) Angle of back section: 0 ~ 80° (± 5°)
- 3) Angle of leg section: 0 ~ 40° (± 5°)
- 4) Adjustable height: 450~700mm

Accessories:

- 1) I.V. pole
- 2) Wheels
- 3) Aluminum alloy protective railing



USM06-A238P

Two crank hospital bed

Features:

- ABS head and foot end, easy for installment.
- Frame made of epoxy-coated Steel
- Aluminum alloy protecting rails, easy and safe for movement up and down
- The bed plate is made of grid.
- Four castors, two with brake, two without brake
- Weight capacity: 250 Kgs

Dimensions:

- 1) Size: L2130 × W980 × H500mm
- 2) Angle of back section: 0 ~ 80° (± 5°)
- 3) Angle of leg section: 0 ~ 40° (± 5°)

Accessories:

- 1) I.V. pole
- 2) Wheels
- 3) Aluminum alloy protective railing
- 4) Oddment hook



Triple manual crank system


The crank adopt Hidden design



Bed head and foot board
Frame: ABS Molding
Movable head and foot boards with Lock-Switch, the board can be detached easily and quickly.



Collapsible side rail
6 aluminum bars fence with Lock-Switch can be collapsed easily and quickly




Two Sections I.V. Pole (Four Hooks)
Frame: Stainless steel

5" universal castors (2pcs with brake, 2pcs without brake)



Accessories (option)
Mattress
Inside: high dense sponge, coco & palm fibre
Surface: waterproof & wearable cloth (fireproof as optional)



Accessories (option)
Telescopic Dining Table
The feature can shorten the length of table while not in use to provide against possible harms of protrusion

USM06-A328L

Extra low three crank hospital bed

Features:

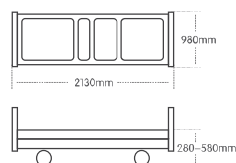
- 1) 3sets manual crank system
- 2) ABS bed head, 6 aluminum bars fence can go up and down.
- 3) 4pcs soft crashworthy bumpers
- 4) accessories: 5" universal castors (2pcs with brake, 2pcs without brake), 2pcs urine hooks, 6pcs IV drip holes
- 5) Integrated stamping frame and treated with electrostatic spraying, anti-aging and anti-rust
- 6) Max Loading: 280 Kgs
- 7) Has been assessed and conforms to the standards of ISO13485:2003.

Dimensions:

- 1) Size: L2130 × W980 × H280~580mm
- 2) Angle of back section: 0 ~ 80° (± 5°)
- 3) Angle of leg section: 0 ~ 40° (± 5°)
- 4) Adjustable height: 280~580mm

Accessories:

- 1) I.V. pole
- 2) Wheels
- 3) Aluminum alloy protective railing



USM06-A326P

Three crank Two way holding hospital bed

Features:

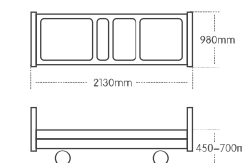
- 1) 3sets manual crank system, Two way holding (Castors or spacing piece)
- 2) ABS bed head, 6 aluminum bars fence can go up and down.
- 3) 4pcs soft crashworthy bumpers
- 4) accessories: 5" universal castors (2pcs with brake, 2pcs without brake), 2pcs urine hooks, 6pcs IV drip holes
- 5) Integrated stamping frame and treated with electrostatic spraying, anti-aging and anti-rust
- 6) Max Loading: 280 Kg
- 7) Has been assessed and conforms to the standards of ISO13485:2003,CE

Dimensions:

- 1) Size: L2130 × W980 × H450/700mm
- 2) Angle of back section: 0 ~ 80° (± 5°)
- 3) Angle of leg section: 0 ~ 40° (± 5°)
- 4) Adjustable height: 450~700mm

Accessories:

- 1) I.V. pole
- 2) Wheels
- 3) Aluminum alloy protective railing



Triple manual crank system
The crank adopt Hidden design



Bed head and foot board
Frame: ABS Molding
Movable head and foot boards with Lock-Switch, the board can be detached easily and quickly.



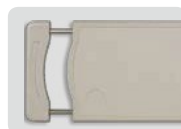
Collapsible side rail
6 aluminum bars fence with Lock-Switch can be collapsed easily and quickly



Two Sections I.V. Pole (Four Hooks)
Frame: Stainless steel
5" universal castors (2pcs with brake, 2pcs without brake)



Accessories (option)
Mattress
Inside: high dense sponge, coco & palm fibre
Surface: waterproof & wearable cloth (fireproof as optional)



Accessories (option)
Telescopic Dining Table
The feature can shorten the length of table while not in use to provide against possible harms of protrusion




Triple manual crank system
The crank adopt Hidden design



Bed head and foot board
Frame: PE Molding
Movable head and foot boards with Lock-Switch, the board can be detached easily and quickly.



Collapsible side rail
6 aluminum bars fence with Lock-Switch can be collapsed easily and quickly



Two Sections I.V. Pole (Four Hooks)
Frame: Stainless steel
5" universal castors (2pcs with brake, 2pcs without brake)



Accessories (option)
Mattress
Inside: high dense sponge, coco & palm fibre
Surface: waterproof & wearable cloth (fireproof as optional)



Accessories (option)
Telescopic Dining Table
The feature can shorten the length of table while not in use to provide against possible harms of protrusion

USM06-A329P

Luxury three crank hospital bed

Features:

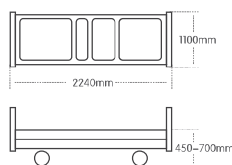
- 1) 3sets manual crank system. Cold steel plate wholly molded surface, connected with arc soft join.
- 2) Automatic lifting guardrail, safe and reliable, and can be fixed upward and downward
- 3) Four truckles adopt central control system, which is stable and reliable, 2pcs urine hooks, 6pcs IV drip holes
- 4) Integrated stamping frame and treated with electrostatic spraying, anti-aging and anti-rust
- 5) Max Loading: 280 Kg
- 6) Has been assessed and conforms to the standards of ISO13485:2003

Dimensions:

- 1) Size: L2240 × W1100 × H450/700mm
- 2) Angle of back section: 0 ~ 60° (± 5°)
- 3) Angle of leg section: 0 ~ 40° (± 5°)
- 4) Adjustable height: 450~700mm

Accessories:

- 1) I.V.pole
- 2) Wheels
- 3) Automatic lifting guardrail



USM06-A330P

Three crank hospital bed

Features:

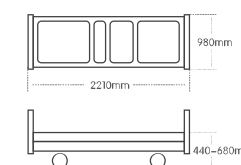
- 1) Size: 2210 × 980 × 440~680mm
- 2) Made of mild steel metal plate
- 3) 3 sets manual crank system
- 4) Integrated stamping frame and treated with electrostatic spraying, anti-aging and anti-rust
- 5) Monitor table and push handle
- 6) 4pcs soft bumpers, 4pcs castors (two pcs with brake)
- 7) Bedrail: total length 1420mm, aluminum alloy hand bar with oxidation treatment, six stainless side bars consisted in the side rail

Function

- 1) Angle of back section: 0 ~ 80° (± 5°)
- 2) Angle of back section: 0 ~ 40° (± 5°)
- 3) Adjusted height: 440~680mm

Accessories:

- 1) I.V Pole
- 2) luxury wheels
- 2) Automatic aluminum railing
- 4) Monitor table and push handle



Triple manual crank system

The crank adopt Hidden design



Bed head and foot board
Frame: PE Molding
Moveable head and foot boards with Lock-Switch, the board can be detached easily and quickly.



Automatic lifting guardrail
Frame: PE molding, safe and reliable, and can be fixed upward and downward



Two Sections I.V. Pole (Four Hooks)
Frame: Stainless steel



Twin-wheel Lockable Castors Central Brake System



Accessories (option)
Bedside table
Made by Stainless steel .Movable, can adjust the position low or high



Triple manual crank system


The crank adopt Hidden design



The bed head board made by mild steel
Can be pushing easily



Collapsible side rail
6 aluminum bars fence with Lock-Switch can be collapsed easily and quickly



Two Sections I.V. Pole (Four Hooks)
Frame: Stainless steel

5" universal castors(2pcs with brake, 2pcs without brake)



Accessories (option)
Mattress
Inside: high dense sponge, coco & palm fibre
Surface: waterproof & wearable cloth (fireproof as optional)



Monitor table and push handle

USM06-A032P

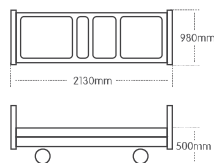
Flat hospital bed

Features:

- 1) ABS bed head board, 6 aluminum bars fence can go up and down.
- 2) 2pcs soft crashworthy bumpers

Accessories:

- 1) I.V.pole
- 3) aluminum guardrail
- 4) Oddment hook
- 5) wheels



USM06-B838C

Electric home care bed



Functions:

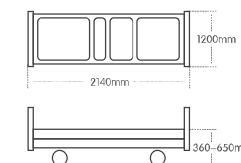
- 1) 3pcs electro-motor, 1pc control box, 1pc handset
- 2) Laminate wooden outside, powder spray painting steel
- 3) Aluminum alloy bedside rails

Dimensions:

- 1) Size: L2140 X 1200 X 360-650mm
- 2) Angle of back section: 0 ~ 80° (± 5°)
- 3) Angle of leg section: 0 ~ 40° (± 5°)
- 4) Adjustable height: 360-650mm

Accessories:

- 1) I.V.pole
- 2) Aluminum alloy protective railing
- 3) wheels



Two Sections I.V. Pole (Four Hooks)
Frame: Stainless steel



5" universal castors(2pcs with brake,
2pcs without brake)



Bed head and foot board
Frame: PE Molding
Movable head and foot boards with Lock-Switch, the board can be detached easily and quickly.



Accessories (option)
Mattress
Inside: high dense sponge, coco & palm fibre
Surface: waterproof & wearable cloth (fireproof as optional)



Collapsible side rail
6 aluminum bars fence with Lock-Switch can be collapsed easily and quickly



Accessories (option)
Telescopic Dining Table
The feature can shorten the length of table while not in use to provide against possible harms of protrusion



Two Sections I.V. Pole (Four Hooks)
Frame: Stainless steel


5" universal castors(2pcs with brake,
2pcs without brake)



Accessories (option)
Mattress
Inside: high dense sponge, coco & palm fibre
Surface: waterproof & wearable cloth (fireproof as optional)



Collapsible side rail
6 aluminum bars fence with Lock-Switch can be collapsed easily and quickly



Accessories (option)
Telescopic Dining Table
The feature can shorten the length of table while not in use to provide against possible harms of protrusion

USM06-B808C

Electric home care bed

Functions:

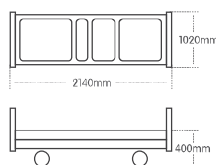
- 1) 2pcs electro-motor, 1pc control box, 1pc handset
- 2) Solid wood outside, powder spray painting steel
- 3) Optional choose: aluminum alloy bedside rails

Dimensions:

- 1) Size: 2140 X 1020 X 400mm
- 2) Angle of back section: 0 ~ 80° (± 5°)
- 3) Angle of leg section: 0 ~ 40° (± 5°)

Accessories:


- 1) I.V. pole
- 2) Aluminum alloy protective railing



Two Sections I.V. Pole (Four Hooks)
Frame: Stainless steel



Collapsible side rail
6 aluminum bars fence with Lock-Switch
can be collapsed easily and quickly



Accessories (option)

Mattress
Inside: high dense sponge, coco & palm fibre
Surface: waterproof & wearable cloth
(fireproof as optional)



Accessories (option)

Telescopic Dining Table
The feature can shorten the length
of table while not in use to provide
against possible harms of protrusion

USM06-H800

Emergency stretcher



Functions:

- 1) Size: L1950 × W650 × H570/860mm
- 2) Frame is made by aluminum alloy; the surface is made by PE material.
- 3) Automatic lifting guardrail made by PE, safe and reliable, and can be fixed upward and downward.
- 4) Single crank system, hand rocker system can adjust the stretcher.
- 5) Four wheels adopt central control system, which is stable and reliable

Dimensions:

- 1) Size: L1950 × W650 × H570/860mm
- 2) Angle of back section: 0 ~ 60° (± 5°)
- 3) Adjustable height: 500-900mm



USM06-H801

Connecting stretcher

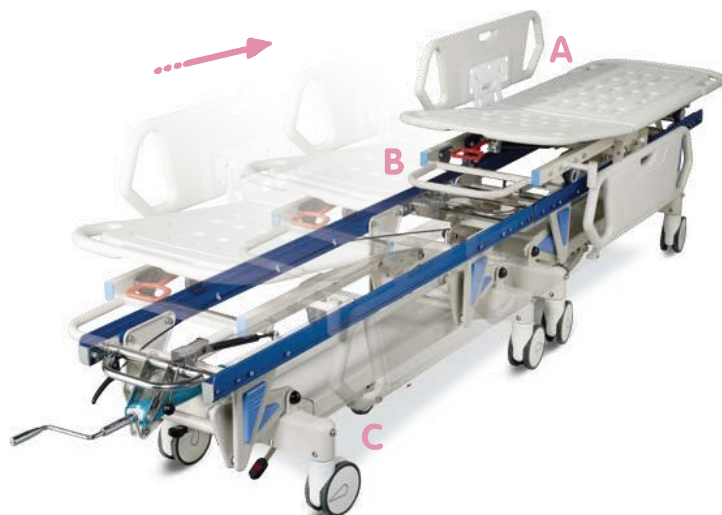


Features:

- 1) The main structure made of High quality Aluminum materials
- 2) High strength alloy aluminum materials for the track, to increase steady and reliability.
- 3) The two single-stretchers can be lift up or down easily, two single-stretchers can be connecting at the same level. The bed frame can move on the 2 stretchers
- 4) At the bed slide of any single stretcher can be locked automatically, and has a insurance equipment.
- 5) Central control braking system in every single-stretcher, reliable and steady during the movement or connection

Dimensions:

- 1) Size: L3650 × W640 × H640/920mm
- 2) Angle of back section: 0 ~ 60° (± 5°)
- 3) Adjustable height: 640~920mm



USM06-H802

Hydraulic stretcher



Features:

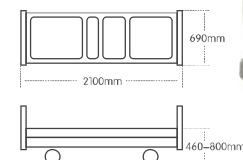
- 1) Size: 2100 × 690 × 460/800mm
- 2) The whole stretcher is epoxy painted with wire surface.
- 3) Backrest adjusted by manual crank system, imported hydraulic pump adjust height between 460~850mm
- 3) Strong and useful side rail ,four bumpers
- 4) The surface is made of special material which can be used for X-ray
- 5) Bedrail: total length 1450mm, aluminum alloy hand bar with oxidation treatment, six stainless side bars consisted in the side rail
- 6) One pc imported hydraulic pump

Function:

- 1) Angle of back section: 0 ~ 80° (± 5°)
- 2) Foot rest Trend: 0 ~ 11° (± 2°)
- 3) Adjusted height: 460~800mm

Accessories:

- 1) I.V Pole
- 2) wheels
- 3) Automatic aluminum rolling
- 4) 1 pc imported hydraulic pump
- 5) and push handle



USM06-MB01

Examining Table

Specification:

Overall Dimension: L1800mm x W600mm x H650mm

Max. Weight Capacity: 170kgs

Mattress: High Class Sponge Artificial Leather

Frame: Stainless Steel



29

USM06-A101B

Stainless Steel Stretcher


Material: stainless steel

Stainless steel rail can up and down

Bed frame can be separated

Can be made as assembling

Size: L1935 x W570 x H650mm



USM06-A103B

Patient trolley

Features:

Size: 1950 x 570 x 750cm

1) 2 section: adjustable head section and fixed trunk section with mattress

2) Head section is adjusted by manual rack mechanism

3) Frame is made of tubular stainless steel

4) Fitted with 4 anti-shock resin bumpers, one at each corner

5) Water proof mattress cover, high dense sponge inside

6) Fitted with 2 foldable stainless steel side rails, lockable in raised position

7) with multiple drainage bag hooks at each side

8) IV pole with clamp, to be mounted at head end

9) Fitted with 1 storage basket and 1 oxygen cylinder carrier

10) Mounted on 4 anti-static swivel castors, diameter 12.5cm with brakes



30

USM06-A666

Orthopedics bed



Features:

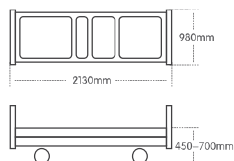
- 1) Plastic material headboard and foot end board
- 2) Steel bed frame, stainless steel traction shelf
- 3) 4sets manual crank systems, 1pc tilting pulling pole
- 4) 4pcs urine hooks, 6pcs IV drip holes
- 5) Optional choose luxurious double-face castors, 5" universal castors

Dimensions:

- 1) Size: L2210 x W1000 x H450/700mm
- 2) Angle of back section: $0 \sim 80^{\circ}$ ($\pm 5^{\circ}$)
- 3) Angle of right leg section: $0 \sim 40^{\circ}$ ($\pm 5^{\circ}$)
- 4) Angle of left leg section: $0 \sim 40^{\circ}$ ($\pm 5^{\circ}$)
- 5) Adjustable height: 450-700mm

Accessories:

- 1) I.V.pole
- 2) Wheels
- 3) Aluminum alloy protective railing



USM06-A666B

Orthopedics bed



Features:

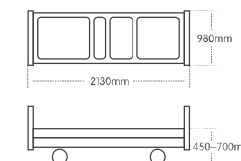
- 1) Plastic material headboard and foot end board
- 2) Steel bed frame, stainless steel traction shelf
- 3) 4sets manual crank systems, 1pc tilting pulling pole
- 4) 4pcs urine hooks, 6pcs IV drip holes
- 5) Optional choose luxurious double-face castors, 5" universal castors

Dimensions:

- 1) Size: L2210 x W1000 x H450/700mm
- 2) Angle of back section: $0 \sim 80^{\circ}$ ($\pm 5^{\circ}$)
- 3) Angle of left leg section: $0 \sim 40^{\circ}$ ($\pm 5^{\circ}$)
- 4) Angle of right section: $0 \sim 40^{\circ}$ ($\pm 5^{\circ}$)
- 5) Adjustable height: 450-700mm

Accessories:

- 1) I.V.pole
- 2) Wheels
- 3) Aluminum alloy protective railing



USM06-A668B

Multi-function manual stainless steel bed



Dimensions:

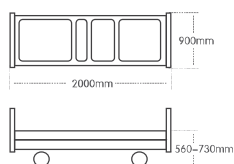
2000 × 900 × 560/730mm

Features:

- 1) 4sets manual crank systems
- 2) The screw-rod adopts the dual-limit protection device
- 3) The bed surface is made of stainless steel grid
- 4) One set of insertion bedrails
- 5) The stainless steel bed head and foot board are detachable.
- 6) Weight capacity: 250 Kg

Functions:

- 1) Angle of back section: $0 \sim 80^\circ$ ($\pm 5^\circ$)
- 2) Angle of leg section: $0 \sim 40^\circ$ ($\pm 5^\circ$)
- 3) Adjustable angle of right-and-left: $0 \sim 25^\circ$ ($\pm 5^\circ$)
- 4) Adjustable height: 560-730mm



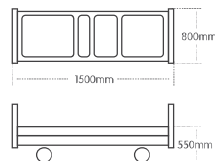
33

USM06-CH1P

Children's Bed



1
Crank



Features:

- 1) Single manual crank system
- 2) Frame is made of mild steel
- 3) Totally enclosed bedside rail
- 4) Bedside rail is possible to be adjusted to three altitudes

Dimensions:

- 1) Size: 1500 × 800 × 550mm
- 2) Angle of back section: $0 \sim 80^\circ$ ($\pm 5^\circ$)



USM06-A138B

One Crank Stainless Steel Bed



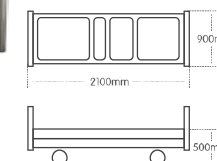
1
Crank

Features:

- 1) Stainless steel bed head
- 2) Single manual crank system
- 3) The screw-rod adopts the dual-limit protection device
- 4) Light and convenient
- 5) The bed plate is made of stainless steel tube
- 6) Has been assessed and conforms to the standards of ISO13485:2003

Dimensions:

- 1) Size: L2100 × W900 × H500mm



34



2
Cranks

USM06-A238B

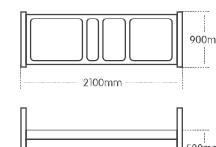
Two Crank Stainless Steel Bed

Features:

- 1) Stainless steel bed head
- 2) Double manual crank system
- 3) The screw-rod adopts the dual-limit protection device
- 4) Light and convenient
- 5) The bed plate is made of stainless steel tube
- 6) Has been assessed and conforms to the standards of ISO13485:2003

Dimensions:

- 1) Size: L2100 × W900 × H500mm





USM07-H01

Stainless steel therapeutic Cart

Structure and configuration:

- 1) All stainless steel structure with silent wheels, double deck with a drawer.
- 2) Can be made as CKD

Size:

L680 × W400 × H870mm



USM07-H02

Distribution cart

Structure and configuration:

- 1) All stainless steel structure, two-deck with silent wheels.
- 2) Can be made as CKD



USM07-H04

Stainless Steel Nursing Cart

Structure and configuration:

- 1) All stainless steel structure, fold-deck with silent wheels and dirt bags.
- 2) Can be made as CKD

Size:

L900 × W500 × H900/970mm

USM06-H06

Kick bucket

Size: 490 x 490 x 380 mm

- 1) Stainless steel bucket, capacity 13 litre
- 2) Mounted on a minimum of 4 swivel castors, diameter 5cms



USM06-H05

Operation cart

Operation Cart

- 1) Stainless steel operation cart
- 2) Can be made as CKD



USM06-E801

Baby cabinet

Baby cabinet in stainless steel material and bassinet in Acrylic plastic.

Size: L820 × W550 × H950mm
Can be made as CKD

USM06-E802

Baby cabinet

Baby cabinet in mild steel material and bassinet in Acrylic plastic.

Size: L850 × W570 × H920mm
Can be made as CKD



USM06-E803

Baby cabinet

Baby cabinet in stainless steel material and bassinet in Acrylic plastic.

Size: L820 × W500 × H950mm
Can be made as CKD

USM06-E804

Baby cabinet

Baby cabinet in mild steel material and bassinet in Acrylic plastic.

Size: L880 × W500 × H920mm
Can be made as CKD



USM06-AB02B

Stainless Steel Double-Copy Medical Record Cart

Structure and configuration:

All stainless steel structure with silent wheels, locks and drawers

Specifications:

50 shelves(piece)

Size:

L755 x W410 x H910mm



USM06-AB03S

Double-copy medical record cart

Structure and configuration:

Made of ABS, with silent wheels, locks and drawers.

Specifications:

50 shelves(piece)



USM06-AB02S

Single-Copy Medical Record Cart

Structure and configuration:

Made of ABS, with silent wheels, locks and drawers

Specifications:

25 shelves(piece)

USM06-AZ01

Nursing chair

Features:

- 1) Powder spray painting steel framework
- 2) Waterproof & wearable cloth
- 3) High dense sponge
- 4) Expanding length 1900mm
- 5) Size: 690 x 700 x 950mm



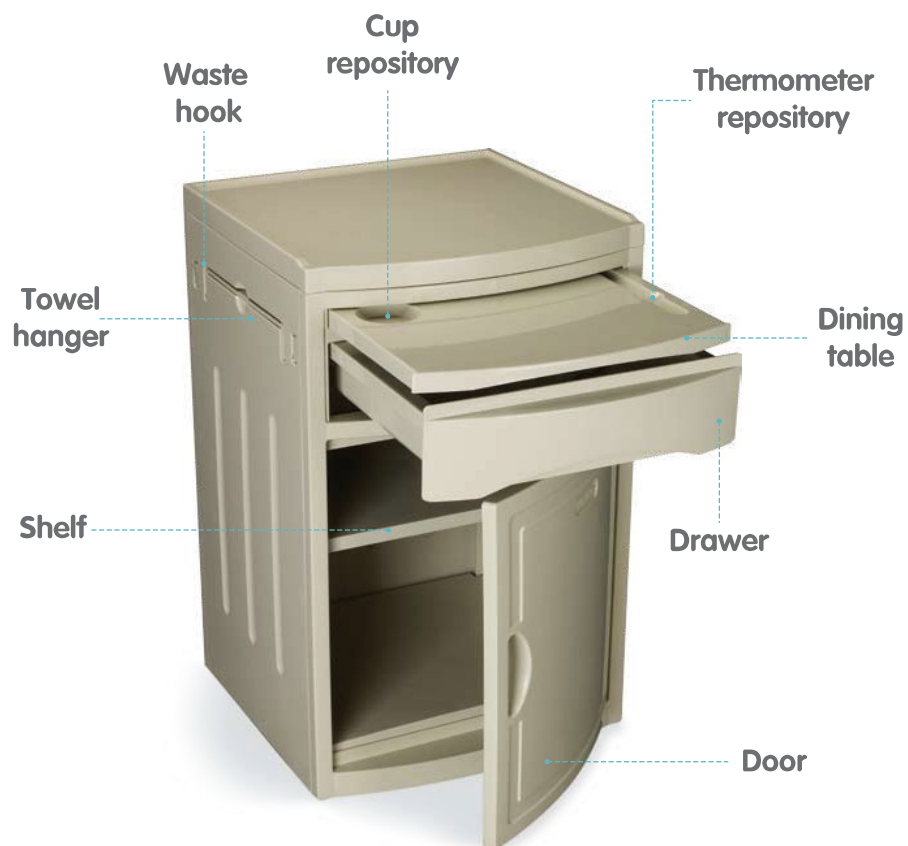
USM06-AZ02

IV drip chair

Features:

- 1) Both sitting and laying positions
- 2) Imitation leather material
- 3) High dense sponge
- 4) Device: 1pc oddment basket
- 5) Size: 630 x 670 x 1200mm





USM06-AG01

Cabinet

Features:

- 1) 2pcs towel stands
- 2) 4pcs oddment hooks
- 3) 1pc water bottle stand
- 4) Optional choose 4pcs 2castors
- 5) Size 480 X 480 X 800mm
- 6) All colors are available
- 7) Can be made as assembling
- 8) Material: ABS



USM06-AG02

Cabinet

Bedside cabinet

- 1) 2pcs towel stands
- 2) 4pcs oddment hooks
- 3) Optional choose: 1pc water bottle stand
- 4) Optional choose: 4pcs 2" castors
- 5) With lock
- 6) Material: Mild steel powder coated body and base ABS door and top
- 7) Size: 480 X 480 X 800mm



USM06-AG03

Cabinet

Bedside cabinet

- 1) 2pcs towel stands
- 2) 4pcs oddment hooks
- 3) Optional choose: 1pc water bottle stand
- 4) Optional choose: 4pcs 2" castors
- 5) Size: 480 X 480 X 800mm
- 6) Material: ABS



USM06-AG04

Cabinet

Bedside cabinet

- 1) 2pcs towel stands
- 2) 4pcs oddment hooks
- 3) Optional choose: 1pc water bottle stand
- 4) Optional choose: 4pcs 2" castors
- 5) Size: 480 X 480 X 970mm
- 6) With lock
- 7) Material: Mild steel powder coated body and base ABS door and top





USM06-AT1

Over bed table

Description:

- 1) ABS material injected plastic board
- 2) Aluminum alloy pull and stretch design

Size:

L900/1060 × 350mm



USM06-AT2

Bedside table

Movable, can adjust the position low or high
Can be made as assembling
Specifications: 750 × 400 × 750–1050mm



USM06-AT3

Bedside table

Movable, can adjust the position low or high
Made of ABS and aluminum alloy
Specifications: L800 × W400 × H750–1050mm



USM06-S01

Four section medical screen

Material: stainless steel
Per section: 500mm*1800mm

USM06-D01

One step footstool

Description:

- 1) Made of steel with powder coated, nonslip tread and mounted on rubber feet

Size:

490X290X210mm



USM06-P205

Air Mattress

Mattress specification:

1. Material: nylon with pvc inside
2. Thickness: 0.40mm
3. Size: 77" × 37.5" (inflated)
4. Height of interchangeable gasbags: 3"
5. number of interchangeable gasbags: 24
6. 16 air interchangeable gasbags with micro air holes (one for 2 holes)

Pump specification:

1. Size: 9.8" × 5.1" × 3.7"
2. Weight: 1.5KG
3. Voltage: AC 220V/110V
4. Frequency: 50HZ/60HZ
5. Power: 10W
6. Pressure range: 10Kpa ~ 18Kpa
- 7 Air output: 500L/H ~ 600L/H
8. Cycle time: 10 minutes



USM06-P201

Mattress

Description:

- 1) inside: high dense sponge, coco & palm fibre
- 2) surface: waterproof & wearable cloth (fireproof as optional)

Size:

1925X850X70mm



USM06-P301

ABS Banister




USM06-P305

Medical record


USM06-P306

I.V pole



USM06-P302

Aluminum banister



USM06-P308

ABS bed plate



USM06-P307

ABS bed head board



USM06-01Z



USM06-01S



USM06-01B



USM06-01P

The images and contents of this catalog are only for your reference. Please understand that the products might be modified or updated without prior notice and we apologize in advance if this is the case.